

Bottle Opener

USER QUICK GUIDE

Introduction

The Large Bottle Opener is a tool to help those with arthritis, limited finger dexterity or other related disabilities open the screw-on caps commonly seen on large juice jugs.

Usage


Grip the bottle opener with fingers placed through the hole and palm on the bottom lever. Place the bottle opener over the lid of the bottle, squeeze the lever while twisting the cap off the bottle.



Bottle Opener

USER QUICK GUIDE

Compatibility

Bottle Opener Version	Compatible Diameter of Caps	Examples of compatible Bottles and Containers (May vary between brands)	Image Example of compatible Bottles
Bottle Opener 30	28 – 30 mm	<ul style="list-style-type: none"> • Pop bottles of all sizes (355 mL to 2 L) • Bottled Water of all sizes (355 mL to 2 L) • Milk Carton 2 L • Juice Carton 2 L 	



Bottle Opener

USER QUICK GUIDE

<p>Bottle Opener 35</p>	<p>33 – 36 mm</p>	<ul style="list-style-type: none"> • Juice Jug (Some brands) 1.89 L • Ketchup Bottle 1 L • Juice Carton 900 mL 	
<p>Bottle Opener 40</p>	<p>38 – 41 mm</p>	<ul style="list-style-type: none"> • Sports Drink 591 mL • Sports Drink 950 mL • Juice Bottle 473 mL • Iced Tea Bottle 473 mL • Milk Bottle 473 mL • Milk Jug 2 L • Milk Jug 4 L • Kefir Bottle 1 L 	
<p>Bottle Opener 45</p>	<p>43 – 46 mm</p>	<ul style="list-style-type: none"> • Juice Jug 1.46 L • Juice Jug (Some Brands) 1.89 L • Juice Jug 945 mL 	

Bottle Opener

USER QUICK GUIDE

			
Bottle Opener 50	48 – 51 mm	<ul style="list-style-type: none">• 3 L Juice Jug	

Cleaning

Clean with damp cloth, sterilize with disinfecting wipes or light spray. Do not submerge.

